

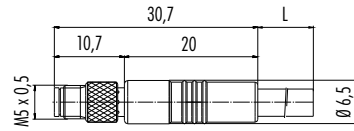


- Screw locking acc. to DIN EN 61076-2-105
- 3 and 4 contacts
- Degree of protection IP67
- Moulded versions
- Thread nut with immunity to vibration
- PUR cable

Description

Male cable connector, moulded, M5 x 0,5

Drawing



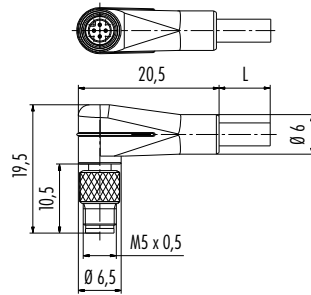
Contacts

Cable length, PUR

Ordering-No.

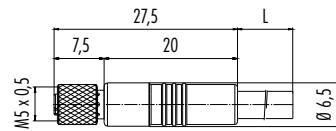
3 x 0,14	2 m	79 3101 52 03
	5 m	79 3101 55 03
3 x 0,25	2 m	79 3101 32 03
	5 m	79 3101 35 03
4 x 0,14	2 m	79 3107 52 04
	5 m	79 3107 55 04
4 x 0,25	2 m	79 3107 32 04
	5 m	79 3107 35 04

Male angled connector, moulded, M5 x 0,5



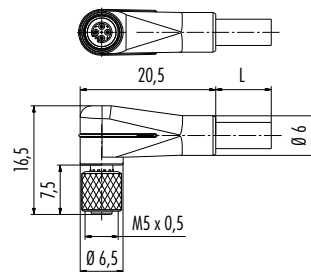
3 x 0,14	2 m	79 3103 52 03
	5 m	79 3103 55 03
3 x 0,25	2 m	79 3103 32 03
	5 m	79 3103 35 03
4 x 0,14	2 m	79 3109 52 04
	5 m	79 3109 55 04
4 x 0,25	2 m	79 3109 32 04
	5 m	79 3109 35 04

Female cable connector, moulded, M5 x 0,5



3 x 0,14	2 m	79 3102 52 03
	5 m	79 3102 55 03
3 x 0,25	2 m	79 3102 32 03
	5 m	79 3102 35 03
4 x 0,14	2 m	79 3108 52 04
	5 m	79 3108 55 04
4 x 0,25	2 m	79 3108 32 04
	5 m	79 3108 35 04

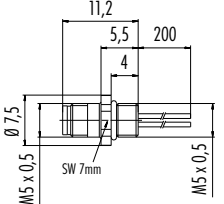
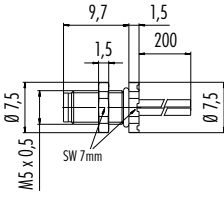
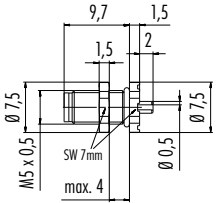
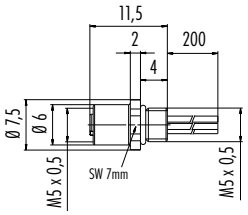
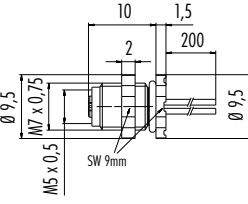
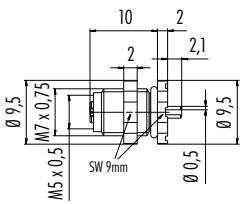
Female angled connector, moulded, M5 x 0,5



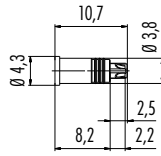
3 x 0,14	2 m	79 3104 52 03
	5 m	79 3104 55 03
3 x 0,25	2 m	79 3104 32 03
	5 m	79 3104 35 03
4 x 0,14	2 m	79 3110 52 04
	5 m	79 3110 55 04
4 x 0,25	2 m	79 3110 32 04
	5 m	79 3110 35 04

Specifications

Contacts	3	4
Wire gauge	0,14 mm ² (AWG 26), 0,25 mm ² (AWG 24)	
Mechanical operation	> 100 Mating cycles	
Temperature range	- 25 °C / + 80 °C	
Rated voltage	60 V	
Pollution degree	3	
Rated current (40°C)	1 A	
Contact plating	Au (Gold)	
Material of housing	PUR	

Description	Drawing	Contacts	Ordering-No.
Male panel mount connector, with single wires		3 x 0,14 3 x 0,25 4 x 0,14 4 x 0,25	09 3105 00 03 09 3105 01 03 09 3111 00 04 09 3111 01 04
Male panel mount connector, front fastened, with single wires		3 x 0,14 4 x 0,14	09 3105 86 03 09 3111 86 04
Male panel mount connector, dip-solder		3 4	09 3105 81 03 09 3111 81 04
Female panel mount connector, with single wires		3 x 0,14 3 x 0,25 4 x 0,14 4 x 0,25	09 3106 00 03 09 3106 01 03 09 3112 00 04 09 3112 01 04
Female panel mount connector, front fastened, with single wires		3 x 0,14 4 x 0,14	09 3106 86 03 09 3112 86 04
Female panel mount connector, dip-solder		3 4	09 3106 81 03 09 3112 81 04

Description	Drawing	Contacts	Black
Male receptacle for sensor tubes, tube- \varnothing 3,75-H7		4	09 3111 71 04



Contact arrangements male insert (mating side)

3 contacts



4 contacts



Contact arrangements female insert (mating side)



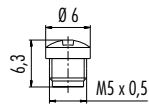
Colour of wire, moulded cable and panel mount connectors

- 1 brown
- 2 white
- 3 blue
- 4 black

Panel cut out



Description	Drawing	Ordering-No.
M5 Protection cap for female connector		08 2610 000 000



Hexagonal nut M5 x 0,5		01 5118 001
------------------------	--	-------------

