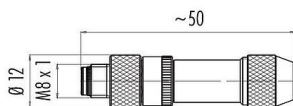


Product description **M8 Male cable connector, Contacts: 4, 2.0-3.5 mm, shieldable, solder, IP67**
Area **series 768**
Part no. **99 3363 25 04**

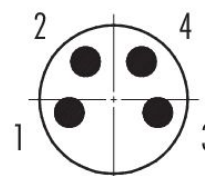
Illustration



Scale drawing



Contact arrangement (Plug-in side)



You can find the assembly instructions on the next page.

Technical data

General features

Part no.	99 3363 25 04
Connector design	Male cable connector
Type standard	DIN EN 61076-2-104
Version	Connector pin straight
Connector locking system	screw
Termination	solder
Degree of protection	IP67
Connection cross-section	0.25 mm ² / AWG 24
Cable outlet	2.0-3.5 mm
Temperature range from/to	-40 °C / 85 °C
Mechanical operation	> 100 Mating cycles
Weight (g)	19.00
Customs tariff number	85444290
Country of Origin	DE

Electrical parameters

Rated voltage	60 V
Rated impulse voltage	1500 V
Rated current	4.0 A
Pollution degree	3
Overvoltage category	III
Insulating material group	III
EMC compliance	shieldable

Product description	M8 Male cable connector, Contacts: 4, 2.0-3.5 mm, shieldable, solder, IP67
Area	series 768
Part no.	99 3363 25 04

Shield connection

Shielding ring

Material

Contact body material	PA
Contact material	CuZn (brass)
Contact plating	Au (gold)
Locking material	CuZn (brass)
REACH SVHC	CAS 96-45-7 (Imidazolidine-2-thione) CAS 7439-92-1 (Lead)
SCIP number	36ff9df2-66ec-427b-b069-8e8eb850ef0b
PFAS present	yes

Classifications

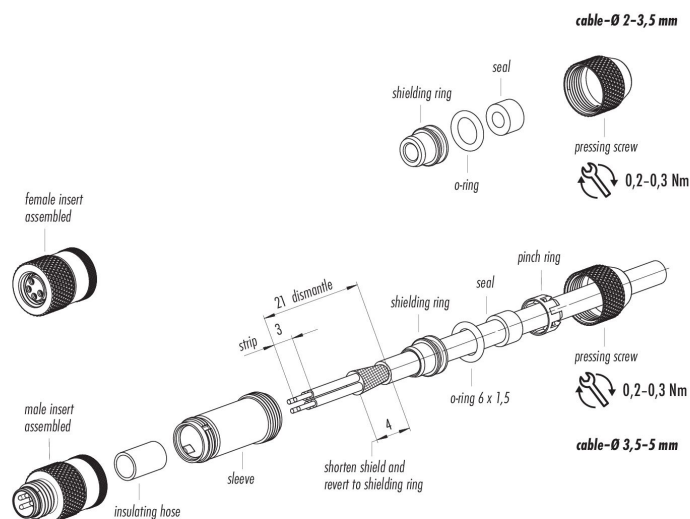
eCl@ss 11.1	27-44-01-02
ETIM 9.0	EC002635

Declarations of conformity

Low Voltage Directive	2014/35/EU (EN 60529:1991 2014/35/EU;EN 60204-1:2018)
-----------------------	---

Assembly instructions

1. Bead pressing screw, pinch ring, seal and shielding ring to cable.
2. Dismantle cable.
3. Strip single wires, shorten shield and revert to shielding ring.
4. Thread single wires through sleeve, mount shielding ring, seal and pinch ring. Slightly tighten pressing screw to fix the cable.
5. Bead insulating sleeve, solder single wires and slide insulating sleeve over the soldering point.
6. Screw sleeve to male/female insert.
7. Tighten pressing screw.



Product description	M8 Male cable connector, Contacts: 4, 2.0-3.5 mm, shieldable, solder, IP67
Area	series 768
Part no.	99 3363 25 04

General Disclaim Notice

The connector must not be plugged or unplugged under load. Non-observance and improper use can result in personal injury.

The connectors have been developed for applications in plant engineering, control and electrical equipment construction. The user is responsible for checking whether the connectors can also be used in other areas of application.

To protect against unintentional opening of the connector, the thread between the housing and the connector head must be secured with a suitable cyanoacrylate adhesive when used in circuits with voltages dangerous to the touch. This does not apply to connectors used in SELV and PELV circuits according to IEC 61140 (EN 61140, VDE 0140-1).

Connectors which are used in circuits with voltages dangerous to the touch may only be installed and used by, or under the supervision of, persons with electrical engineering training, taking into account the applicable regulations and standards.

The user must take suitable safety precautions to ensure that the connector cannot be accidentally disconnected.

Plug connectors with enclosure protection IP67 and IP68 are not suitable for use under water. When used outdoors, the plug connectors must be protected separately against corrosion. For further information on the IP protection classes, please refer to the "Technical Information" download centre.

Please observe the pollution degree and the overvoltage category. For further information, please refer to the download center "Technical Information".

To lock the cable connector with the device connector, the threaded ring is tightened "hand-tight" (approx. 50 cNm).